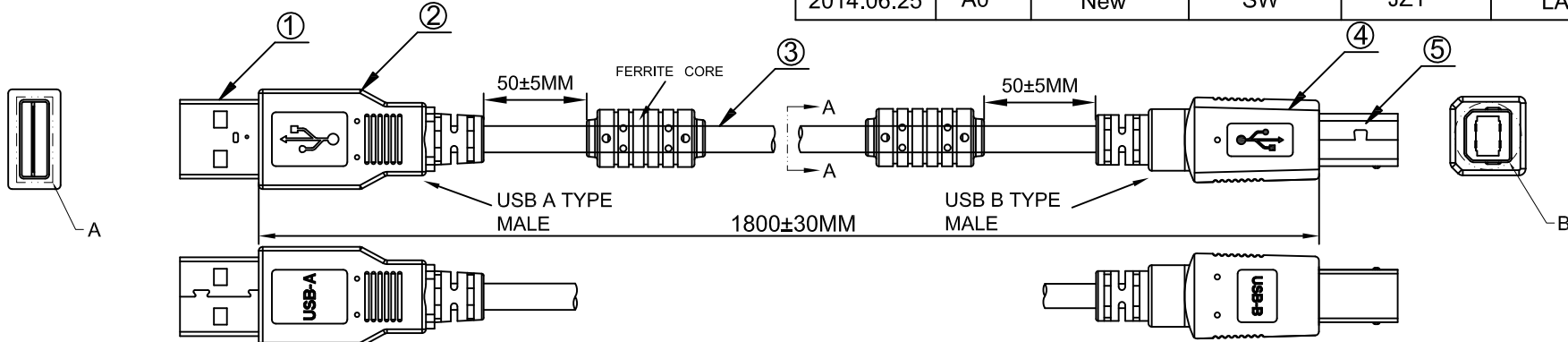



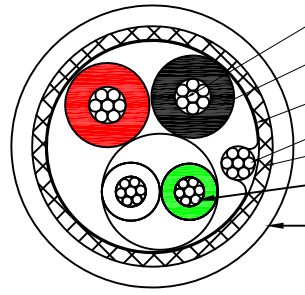
Date	Rev.	Revision	Drafting	Checked	Approved
2014.06.25	A0	New	SW	JZY	LANDER



INK MARKING:USB 2.0 SHIELDED CABLE 28AWGx1P+24AWGx2C E139315-F5 AWM 2725 80° 30V VW-1



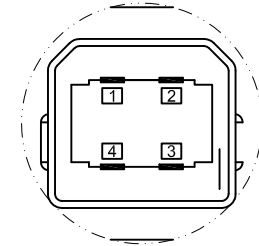
A
4:1



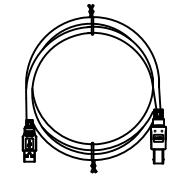
SECTION A-A

WIRE COLOR CODE :(RED,WHITE,GREEN,BLACK)

- Conductor:Tinned Copper 24AWG(7/0.196±0.008MM)X2C
- Insulation:HDPE
- Inner Shield :AL-MYLAR FOIL
- Drain Wire
- Braid:Al-Mg
- Conductor:Tinned Copper 28AWG(7/0.127±0.008MM)X1P
- Jacket:PVC OD:4.5±0.2mm BK012



B
4:1



1	Terminal:Gold Flash contact shell nickel plated	USB 2.0 B Male PLUG	5
1	PVC	MOLDING_B Male	4
2	USB 2.0 CABLE IV033 28AWGx1P+24AWGx2C	USB 2.0 CABLE	3
2	PVC	MOLDING_A MALE	2
1	Terminal:Gold Flash contact shell nickel plated	USB 2.0 A MALE PLUG	1
Q'ty	SPECIFICATION	ITEM	NO

Standard_A Male Plug #1	Wire	Standard_B Male Plug #2
Pin	Signal Name/Color	Pin
1	Red	1
2	White	2
3	Green	3
4	Black	4
Shell	Drain	Shell

Unless specified on the drawing, tolerances are per the follows :
 X. ± 0.20
 .X ± 0.10
 .XX ± 0.05

Draw No.		Desc.		USB AM TO USB BM 28AWG*1P+24AWG 2C			
Department	R&D	Draw	SW	Date	2014.06.25		
		Checked	JZY	Date	2014.06.25		
Scale	None	Approved	LANDER	Date	2014.06.25		
Unit	mm	Sheet	1 of 1				

Material	Part No.	Notes	Projection									
1	2	3	4	5	6	7	8	9	10	11	12	13