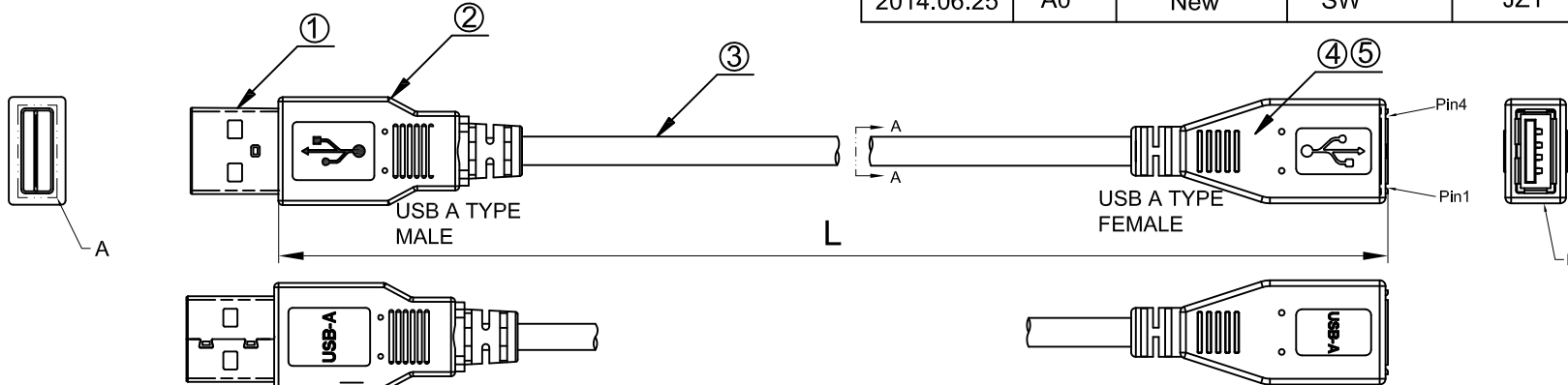
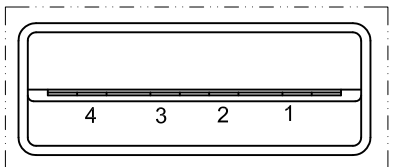


Date	Rev.	Revision	Drafting	Checked	Approved
2014.06.25	A0	New	SW	JZY	LANDER

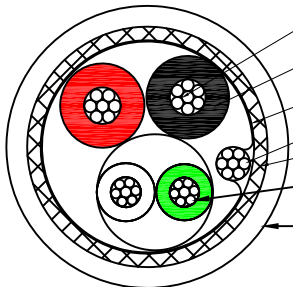


L(MM)
1000±20
3000±50

INK MARKING:USB 2.0 SHIELDED CABLE 28AWGx1P+24AWGx2C E139315-F5 AWM 2725 80° 30V VW-1

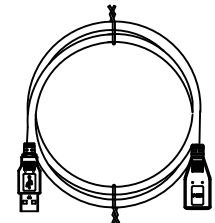


A
4:1



- Conductor:Tinned Copper 24AWG(7/0.196±0.008MM)X2C
- Insulation:HDPE
- Inner Shield :AL-MYLAR FOIL
- Drain Wire
- Braid:Al-Mg
- Conductor:Tinned Copper 28AWG(7/0.127±0.008MM)X1P
- Jacket:PVC OD:4.5±0.2mm BK012

SECTION A-A
WIRE COLOR CODE :(RED,WHITE,GREEN,BLACK)



1	Terminal:Gold Flash contact shell nickel plated	USB 2.0 A Female PLUG	5
1	PVC	OVER MOLDING_A Female	4
2	USB 2.0 CABLE 28AWGx1P+24AWGx2C	USB 2.0 CABLE	3
2	PVC	MOLDING_A MALE	2
1	Terminal:Gold Flash contact shell nickel plated	USB 2.0 A MALE PLUG	1
Q'ty	SPECIFICATION	ITEM	NO

Standard_A Male Plug #1	Wire	Standard_A Female Plug #2
Pin	Signal Name/Color	Pin
1	Red	1
2	White	2
3	Green	3
4	Black	4
Shell	Drain	Shell

Unless specified on the drawing, tolerances are per the follows :

X. ± 0.20
.X ± 0.10
.XX ± 0.05

Draw No.		Desc.	USB AM TO USB AF 28AWG*1P+24AWG 2C			
Department	R&D	Draw	SW	Date	2014.06.25	
Scale	None	Checked	JZY	Date	2014.06.25	
Unit	mm	Approved	LANDER	Date	2014.06.25	
		Sheet	1 of 1			

Material		Part No.		Notes		Projection								
1	2	3	4	5	6	7	8	9	10	11	12	13		